



Lifting force tables EZ17

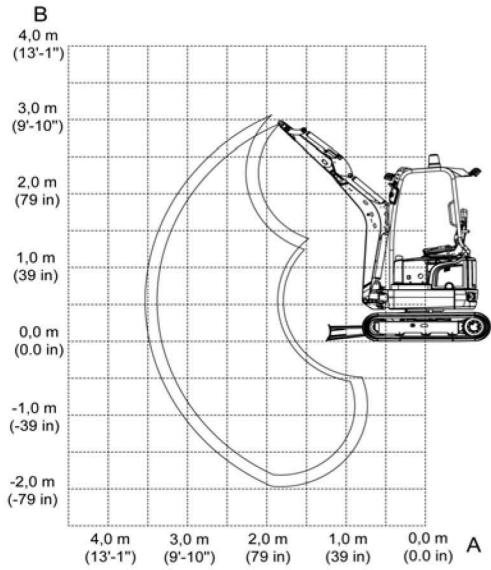


Fig. 1: Lifting force table EZ17

| Designation | Explanation |
|-------------|---|
| A | Outreach from center of rotating ring |
| B | Load hook height |
| max | Permissible weight or mass value with extended arm system |
| | With or without dozer blade support in travel direction |
| | With or without dozer blade support 90° in the travel direction |
| | Dozer blade down |
| | Dozer blade up |
| | Telescopic travel gear extended |

All table values are specified in kg (lbs.), in a horizontal position on firm even ground as well as without a bucket or an attachment.

The permissible weight and mass values that can be lifted are defined by the following limit values:

- 75% of the static tipping load and
- 87% of the hydraulic lifting force. Calculation basis: according to ISO 10567.

Set pressure at the lifting arm cylinder: 22500 kPa (3.263 psi)

















The weight and mass values apply for vehicles under the following conditions:

- Lubricants and operating materials at the prescribed levels
- Full fuel tank
- Canopy
- Vehicle at operating temperature
- Weight of the operator 75 kg (165 lbs.)



















**WACKER
NEUSON**
all it takes!

Lifting force tables EZ17

| A B |  | | | 3.0 m (9'-10") | | | 2.5 m (98 in) | | | 2.0 m (79 in) | | | 1.5 m (59 m) | | |
|--------------------|---|---|---|---|---|---|---|---|---|--|---|---|---|---|---|
| |  |  |  |  |  |  |  |  |  |  |  |  |  |  |  |
| 2.5 m (98 in) | 474 (1,045) | 302 (666) | 274 (603) | - | - | - | 469 (1,034) | 306 (674) | 277 (611) | - | - | - | - | - | - |
| 2.0 m (79 in) | 468 (1,032) | 231 (510) | 207 (456) | - | - | - | 431 (950) | 308 (678) | 279 (615) | - | - | - | - | - | - |
| 1.0 m (39 in) | 435 (959) | 182 (402) | 161 (355) | 491 (1,083) | 218 (481) | 194 (428) | 591 (1,303) | 291 (641) | 262 (577) | 781 (1,722) | 410 (903) | 374 (824) | - | - | - |
| 0.0 m (0.0 in) | 404 (891) | 179 (394) | 157 (346) | 493 (1,087) | 208 (459) | 184 (405) | 653 (1,440) | 271 (598) | 242 (534) | 916 (2,020) | 376 (828) | 339 (747) | - | - | - |
| -1.0 m (-39 in) | 384 (847) | 221 (487) | 195 (431) | - | - | - | 511 (1,127) | 269 (593) | 239 (528) | 705 (1,555) | 375 (827) | 338 (746) | 1034 (2,280) | 602 (1,328) | 555 (1,224) |
| -1.5 m (-59 in) | 386 (851) | 293 (646) | 262 (579) | - | - | - | - | - | - | 540 (1,191) | 383 (845) | 346 (764) | 811 (1,788) | 614 (1,353) | 567 (1,250) |

Tab. 1: Lifting force tables EZ17 –short dipper stick

















| A B |  | | | 3.0 m (9'-10") | | | 2.5 m (98 in) | | | 2.0 m (79 in) | | | 1.5 m (59 m) | | |
|--------------------|---|---|---|---|---|---|---|---|---|--|---|---|---|---|---|
| |  |  |  |  |  |  |  |  |  |  |  |  |  |  |  |
| 2.5 m (98 in) | 434 (957) | 264 (582) | 238 (524) | - | - | - | 375 (827) | 310 (684) | 282 (621) | - | - | - | - | - | - |
| 2.0 m (79 in) | 431 (950) | 209 (462) | 186 (411) | 423 (933) | 226 (498) | 202 (446) | 362 (798) | 310 (683) | 281 (620) | - | - | - | - | - | - |
| 1.0 m (39 in) | 405 (893) | 168 (371) | 148 (326) | 471 (1,039) | 218 (481) | 194 (428) | 549 (1,211) | 291 (643) | 263 (579) | 686 (1,513) | 414 (913) | 378 (834) | - | - | - |
| 0.0 m (0.0 in) | 380 (838) | 165 (363) | 144 (317) | 497 (1,096) | 206 (454) | 182 (400) | 655 (1,444) | 269 (594) | 240 (529) | 929 (2,048) | 373 (823) | 336 (742) | - | - | - |
| -1.0 m (-39 in) | 364 (803) | 198 (437) | 174 (384) | 385 (849) | 204 (449) | 179 (395) | 540 (1,191) | 264 (581) | 234 (517) | 745 (1,643) | 368 (812) | 331 (731) | 1119 (2,467) | 591 (1,304) | 543 (1,198) |
| -1.5 m (-59 in) | 365 (805) | 251 (553) | 223 (491) | - | - | - | 413 (911) | 269 (593) | 240 (529) | 596 (1,314) | 375 (826) | 338 (745) | 903 (1,991) | 602 (1,327) | 554 (1,222) |

Tab. 2: Lifting force tables EZ17 –long dipper stick



















**WACKER
NEUSON**
all it takes!

Lifting force tables EZ17

| A B |  | | | 3.0 m (9'-10") | | | 2.5 m (98 in) | | | 2.0 m (79 in) | | | 1.5 m () | | |
|-----------------|---|---|---|---|---|---|---|---|---|--|---|---|---|---|---|
| |  |  |  |  |  |  |  |  |  |  |  |  |  |  |  |
| 2.5 m (98 in) | 474 (1,045) | 326 (719) | 299 (659) | - | - | - | 469 (1,034) | 330 (728) | 303 (668) | - | - | - | - | - | - |
| 2.0 m (79 in) | 468 (1,032) | 251 (553) | 228 (502) | - | - | - | 431 (950) | 332 (732) | 305 (672) | - | - | - | - | - | - |
| 1.0 m (39 in) | 435 (959) | 199 (440) | 179 (394) | 491 (1,083) | 238 (524) | 215 (473) | 591 (1,303) | 315 (694) | 287 (633) | 781 (1,722) | 442 (975) | 408 (901) | - | - | - |
| 0.0 m (0.0 in) | 404 (891) | 196 (432) | 175 (386) | 493 (1,087) | 227 (501) | 204 (450) | 653 (1,440) | 296 (652) | 268 (590) | 916 (2,020) | 408 (901) | 374 (824) | - | - | - |
| -1.0 m (-39 in) | 384 (847) | 241 (532) | 217 (478) | - | - | - | 511 (1,127) | 293 (646) | 265 (584) | 705 (1,555) | 408 (899) | 373 (822) | 1034 (2,280) | 653 (1,439) | 609 (1,343) |
| -1.5 m (-59 in) | 386 (851) | 318 (702) | 289 (638) | - | - | - | - | - | - | 540 (1,191) | 416 (917) | 381 (841) | 811 (1,788) | 664 (1,465) | 621 (1,370) |

Tab. 3: Lifting force tables EZ17 –short dipper stick and additional weight

| A B |  | | | 3.0 m (9'-10") | | | 2.5 m (98 in) | | | 2.0 m (79 in) | | | 1.5 m () | | |
|-----------------|---|---|---|---|---|---|---|---|---|--|---|---|---|---|---|
| |  |  |  |  |  |  |  |  |  |  |  |  |  |  |  |
| 2.5 m (98 in) | 434 (957) | 285 (629) | 260 (574) | - | - | - | 375 (827) | 334 (737) | 307 (677) | - | - | - | - | - | - |
| 2.0 m (79 in) | 431 (950) | 228 (502) | 206 (453) | 423 (933) | 245 (541) | 222 (490) | 362 (798) | 334 (737) | 307 (677) | - | - | - | - | - | - |
| 1.0 m (39 in) | 405 (893) | 184 (406) | 165 (363) | 471 (1,039) | 237 (523) | 214 (472) | 549 (1,211) | 316 (696) | 288 (636) | 686 (1,513) | 447 (985) | 413 (911) | - | - | - |
| 0.0 m (0.0 in) | 380 (838) | 181 (398) | 161 (354) | 497 (1,096) | 225 (496) | 202 (445) | 655 (1,444) | 293 (647) | 265 (585) | 929 (2,048) | 406 (895) | 371 (818) | - | - | - |
| -1.0 m (-39 in) | 364 (803) | 217 (478) | 194 (428) | 385 (849) | 223 (491) | 200 (440) | 540 (1,191) | 288 (635) | 260 (573) | 745 (1,643) | 401 (885) | 366 (808) | 1119 (2,467) | 642 (1,415) | 598 (1,318) |
| -1.5 m (-59 in) | 365 (805) | 273 (603) | 247 (544) | - | - | - | 413 (911) | 293 (647) | 265 (585) | 596 (1,314) | 408 (899) | 373 (822) | 903 (1,991) | 652 (1,438) | 609 (1,342) |

Tab. 4: Lifting force tables EZ17 – long dipper stick and additional weight